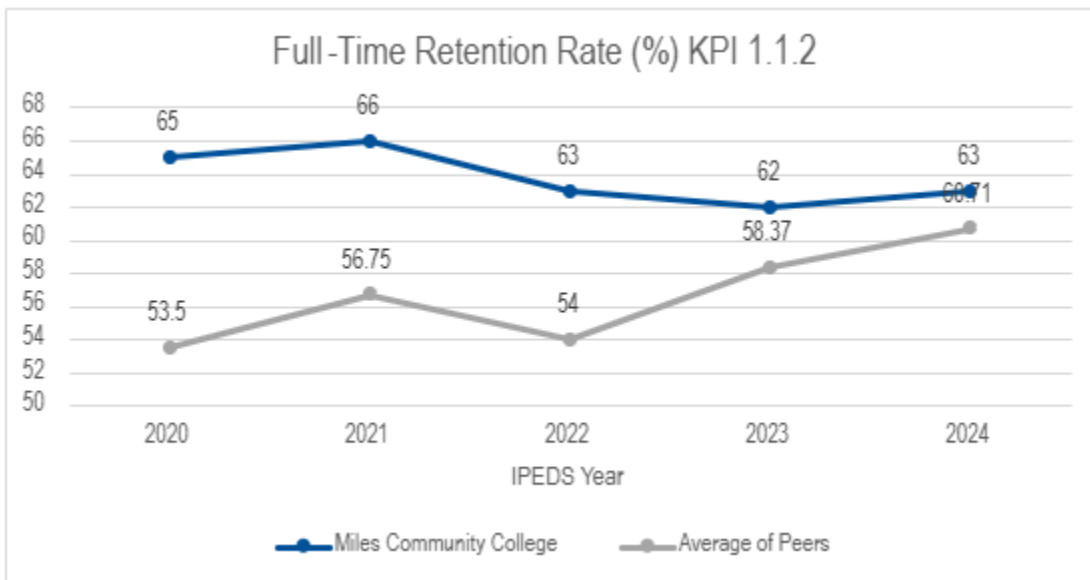
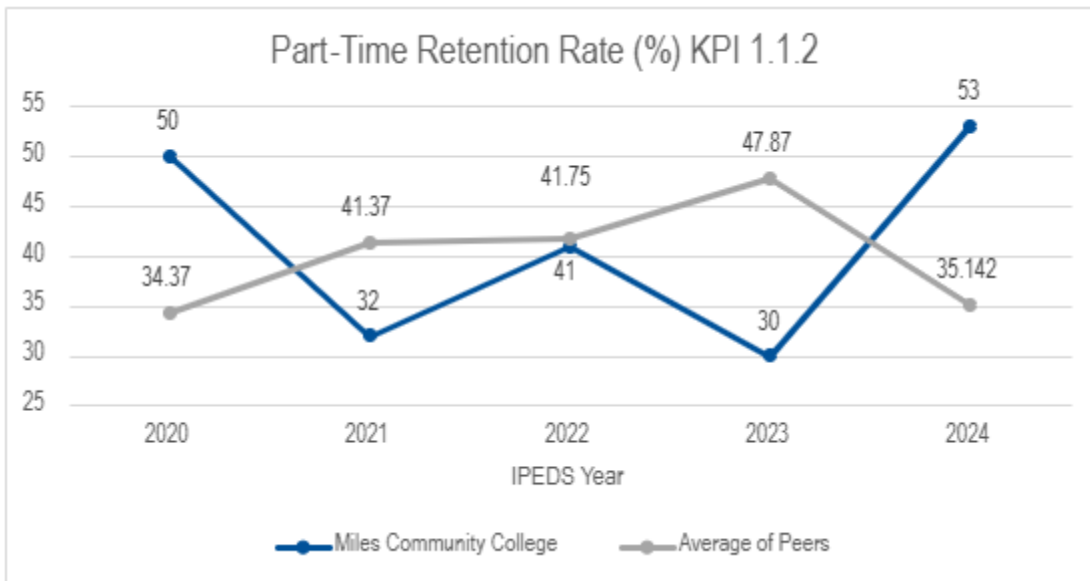


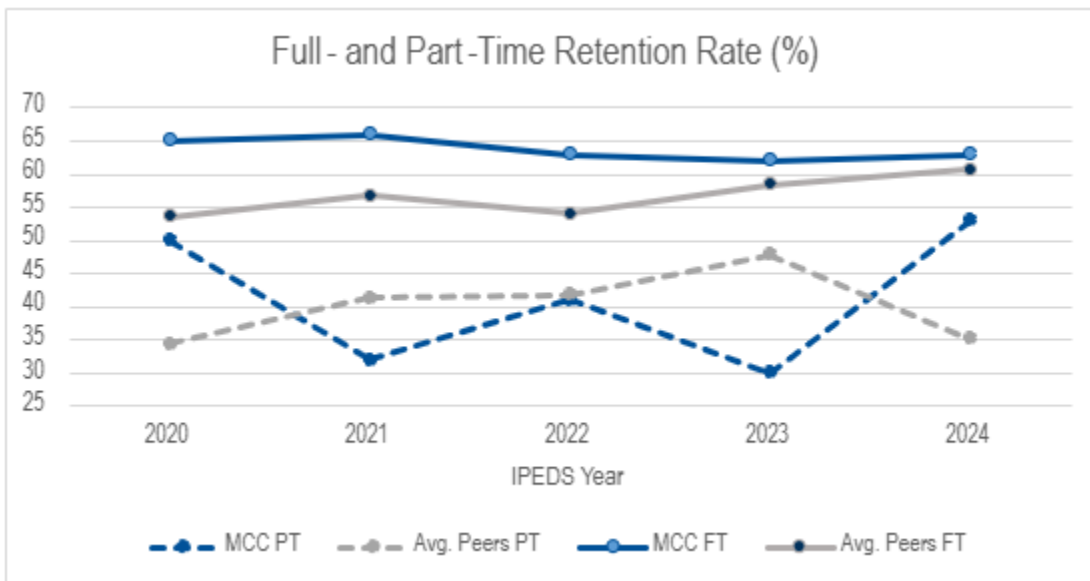
**Full-time fall cohort from prior year -Description:** Full-time cohort includes full-time first-time degree/certificate seeking students enrolled at the institution in the fall of the prior year (including those enrolled for the first time the preceding summer term and those whose intent was not known upon entry to the institution). The time period used for reporting cohort numbers should be the official fall reporting date of the institution. For institutions that enroll students continuously during the year and use a full-year cohort, the cohort is based on any student enrolled during the period August 1 through October 31. The student status (full- or part-time) should be based on the prior year's fall status, even if this has changed by the current year (e.g., if a student has gone from part-time to full-time, report them as part of the part-time cohort). Sources: IPEDS, Spring, Fall Enrollment component

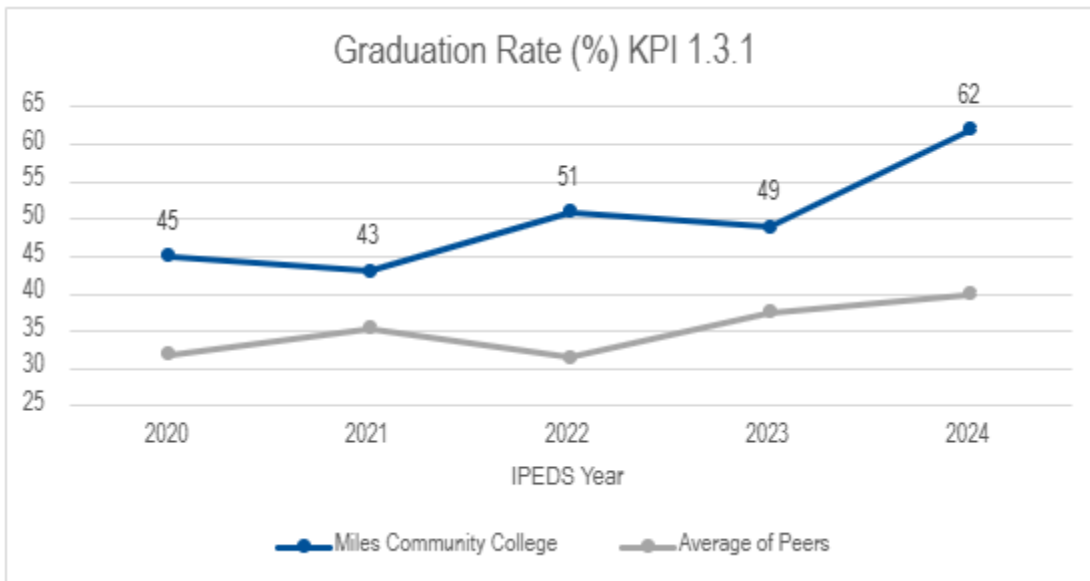


**Full-time retention rate - Description:** The full-time retention rate is the percent of the (fall full-time cohort from the prior year minus exclusions from the fall full-time cohort) that re-enrolled at the institution as either full- or part-time in the current year. Sources: IPEDS, Spring, Fall Enrollment component

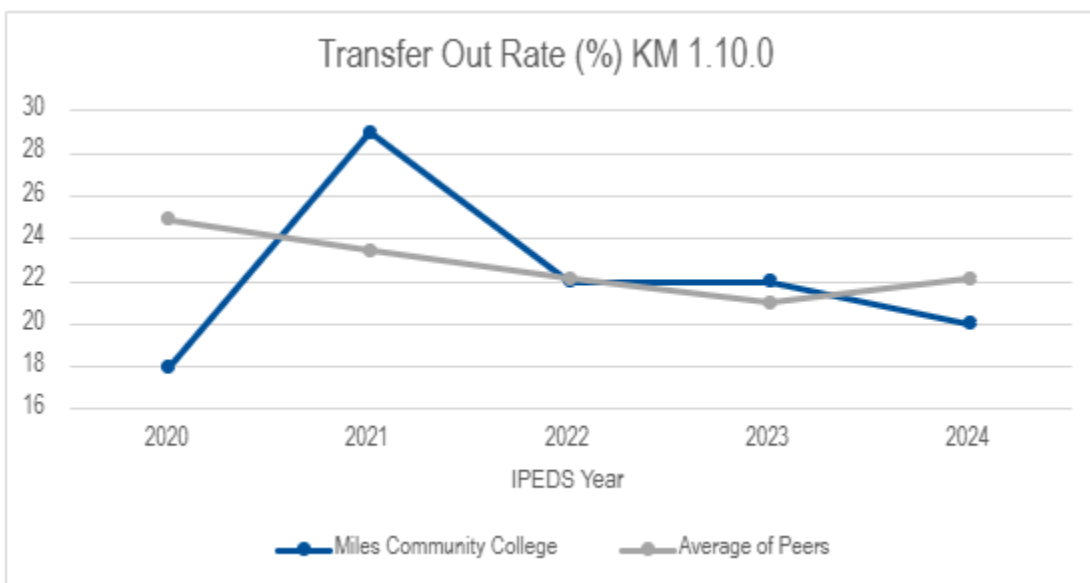


**Part-time retention rate-Description:** The part-time retention rate is the percent of the (fall part-time cohort from the prior year minus exclusions from the fall part-time cohort) that re-enrolled at the institution as either full- or part-time in the current year. Sources: IPEDS, Spring, Fall Enrollment component





**Graduation rate, total cohort - Description:** Graduation rate of first-time, full-time degree or certificate-seeking students. The graduation rate is the rate required for disclosure and/or reporting purposes under Student Right-to-Know. This rate is calculated as the total number of completers within 150% of normal time divided by the revised cohort minus any allowable exclusions. Sources: IPEDS, Winter, Graduation Rates component



**Transfer-out rate, total cohort - Description:** Transfer-out rate of first-time, full-time degree or certificate-seeking students. Transfer-out rate: total number of students who are known to have transferred out of the reporting institution within 150% of normal time to completion divided by the revised cohort minus allowable exclusions. A transfer-out student is a student who has not completed or graduated from the program in which he or she was enrolled, but who has subsequently enrolled at another eligible institution in any program for which the reporting institution provided substantial preparation. Sources: IPEDS, Winter, Graduation Rates component